



Driver: \_\_\_\_\_ Class: \_\_\_\_\_  Flat  Banked Run Line: \_\_\_\_\_  
 Track: \_\_\_\_\_ Driving Style: Smooth  Surface: Smooth  Bumpy  
 Event: \_\_\_\_\_ Aggressive  Traction: High  Low

### Tires

	Brand/Name	Compound	Insert
RF			
LF			
RR			
LR			

Cleaned With: \_\_\_\_\_

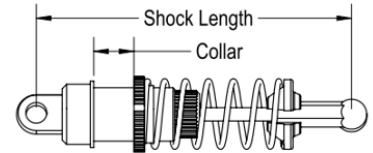
Traction Additive: \_\_\_\_\_

Notes: \_\_\_\_\_  
 \_\_\_\_\_  
 \_\_\_\_\_

### Shocks

	Body Length			Shaft Length			Spring	Oil	Piston	Shock Length	Collar	Spring Cup
RF	S	M	L	S	M	L			S	M	L	Std. Ext.
LF	S	M	L	S	M	L			S	M	L	Std. Ext.
RR	S	M	L	S	M	L			S	M	L	Std. Ext.
LR	S	M	L	S	M	L			S	M	L	Std. Ext.

Measure shock length with shocks on car and car not touching the ground. Go to lighter oil or larger piston if tires are skidding over bumps in track. Go to heavier oil or smaller piston if tires or car is bouncing.



### Ride Height

LF		RF	
LR		RR	

### Max Chassis Height

LF		RF	
LR		RR	

### Corner Weights

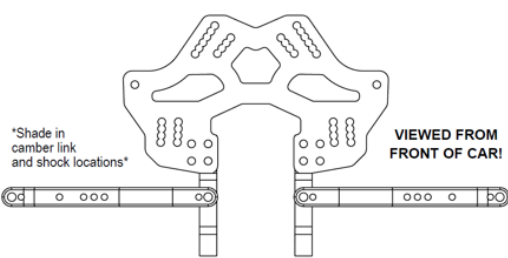
LF		RF	
LR		RR	

Rear %	
Left %	
Wedge %	

Measured From:  Bottom of Chassis  Top of Chassis

Total Weight: \_\_\_\_\_  Measured without body

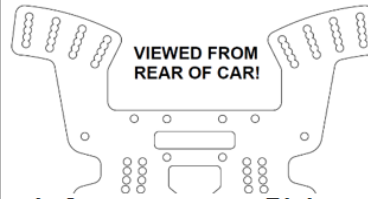
### Front Suspension



Kick-Up  25°  
 35°  
 Toe \_\_\_\_\_  
 Sway Bar  None  
 \_\_\_\_\_

Right	Camber	Left	Right	Axle Shims	Left
<input type="checkbox"/> 0 <input type="checkbox"/> -5 <input type="checkbox"/> +5 <input type="checkbox"/> -10 <input type="checkbox"/> +10	<b>Caster</b>	<input type="checkbox"/> 0 <input type="checkbox"/> -5 <input type="checkbox"/> +5 <input type="checkbox"/> -10 <input type="checkbox"/> +10	<input type="checkbox"/> Inner <input type="checkbox"/> Middle <input type="checkbox"/> Outer	<b>Ackermann</b>	<input type="checkbox"/> Inner <input type="checkbox"/> Middle <input type="checkbox"/> Outer
<input type="checkbox"/> Inner <input type="checkbox"/> Outer	<b>Kick-Up Location</b>	<input type="checkbox"/> Inner <input type="checkbox"/> Outer	<input type="checkbox"/> Standard <input type="checkbox"/> Trailing	<b>Spindle</b>	<input type="checkbox"/> Standard <input type="checkbox"/> Trailing
<input type="checkbox"/> Inner <input type="checkbox"/> Kingpin	<b>Outer Link Location</b>	<input type="checkbox"/> Inner <input type="checkbox"/> Kingpin		<b>Roll Center Shims</b>	

### Rear Suspension



Outdrives / Diff.  Steel  
 Alum  
 Gear

Left	Camber	Right	Left	Toe	Right
<input type="checkbox"/> 0 <input type="checkbox"/> 1 <input type="checkbox"/> 2 <input type="checkbox"/> 3 <input type="checkbox"/> 4	<b>Spacers Behind Hub</b>	<input type="checkbox"/> 0 <input type="checkbox"/> 1 <input type="checkbox"/> 2 <input type="checkbox"/> 3 <input type="checkbox"/> 4	<input type="checkbox"/> Inner <input type="checkbox"/> Outer	<b>Outer Link Location</b>	<input type="checkbox"/> Inner <input type="checkbox"/> Outer
<input type="checkbox"/> None <input type="checkbox"/> .060 <input type="checkbox"/> .125	<b>Suspension Mount Shims</b>	<input type="checkbox"/> None <input type="checkbox"/> .060 <input type="checkbox"/> .125	<input type="checkbox"/> None <input type="checkbox"/> 1.5° <input type="checkbox"/> 3°	<b>Anti-Squat</b>	<input type="checkbox"/> None <input type="checkbox"/> 1.5° <input type="checkbox"/> 3°
<input type="checkbox"/> Short <input type="checkbox"/> Long	<b>Suspension Mount</b>	<input type="checkbox"/> Short <input type="checkbox"/> Long	<input type="checkbox"/> Inner <input type="checkbox"/> Outer	<b>Bottom Shock Hole</b>	<input type="checkbox"/> Inner <input type="checkbox"/> Outer
<input type="checkbox"/> Upper <input type="checkbox"/> Lower	<b>Hub Pin Location</b>	<input type="checkbox"/> Upper <input type="checkbox"/> Lower		<b>Hex Offset</b>	

### Aerodynamics

Body: \_\_\_\_\_  
 Bottom of Rear Window To Body Post Center: \_\_\_\_\_  
 Rear Deck Height From Bottom Of Chassis: \_\_\_\_\_  
 Spoiler Length: \_\_\_\_\_  
 Spoiler Angle: \_\_\_\_\_ Wickerbill: \_\_\_\_\_

### Electronics

Motor: \_\_\_\_\_ Speed Control: \_\_\_\_\_ Battery Position: \_\_\_\_\_  
 Amp Draw: \_\_\_\_\_ Timing/Boost: \_\_\_\_\_  Left  Center  
 Timing: \_\_\_\_\_ Drag Brake: \_\_\_\_\_  Forward  
 Pinion: \_\_\_\_\_ Battery: \_\_\_\_\_  Middle  
 Spur: \_\_\_\_\_ Motor Position:  Mid  Rear  Back

### Notes:

\_\_\_\_\_  
 \_\_\_\_\_  
 \_\_\_\_\_