CUSTOMWORKS ENFORCER GBX 3

DRIVER:_____
DATE:_____
EVENT_____
CLASS:_____
TRACK:_____ LENGTH:_____

❑Clay ❑Hard Packed ❑Loose Dirt
❑Carpet ❑Asphalt ❑Concrete
❑Flat ❑Banked ❑True Oval ❑Tri-Oval
Traction: ❑High ❑Medium ❑Low

FRONT SUSPENSION

RIGHT

CAMBER:_____

CAMBER LINK LOCATION
❑OUTER ❑INNER

CAMBER RATE SHIMS:_____

KINGPIN INCLINE
❑0° ❑ANGLED

TOE IN/OUT AMOUNT: ___

RF ❑LEAD ❑TRAIL
AMOUNT:_____

SHOCK POSITION: ❑TOP ❑MID ❑BOT

LEFT

CAMBER:_____

CAMBER LINK LOCATION
❑OUTER ❑INNER

CAMBER RATE SHIMS:_____

KINGPIN INCLINE
❑0° ❑ANGLED

ACKERMANN: ❑ON SPINDLE
❑SHORT ❑MIDDLE ❑LONG

SUSPENSION POSITION
RF: ❑OUTER ❑MIDDLE ❑INNER
LF: ❑OUTER ❑MIDDLE ❑INNER

ACKERMANN: ❑ON SPINDLE
❑SHORT ❑MIDDLE ❑LONG

FRONT AXLE:
❑STOCK
❑EXTENDED

CASTOR: ❑0° ❑+5° ❑-5° ❑+10° ❑-10°

KICK-UP: ❑25° ❑20° HIGH ❑20° LO ❑15° HIGH ❑15° LO

CASTOR: ❑0° ❑+5° ❑-5° ❑+10° ❑-10°

FRONT AXLE:
❑STOCK
❑EXTENDED

AXLE SHIMS: _____

SWAY BAR: ❑NONE ❑.063" ❑.078"

AXLE SHIMS: _____

REAR SUSPENSION

LEFT

CAMBER LINK LOCATION
❑OUTER ❑INNER

-MARK ON DIAGRAM CAMBER LINK LOCATION, SHOCK POSITION & HEIGHT

RIGHT

CAMBER LINK LOCATION
❑INNER ❑OUTER

HUB SPACING:
SHADE IN 4 SPACERS
F❑❑❑❑❑❑❑R

CAMBER:_____
TOE-IN: _____

WHEEL SPACERS:
_____

SWAY BAR: ❑NONE ❑.063" ❑.078"

REAR WIDTH (INNER/OUTER)
LR:_____ RR:_____

TOE-BLOCK SHIMS:
LR:_____ RR:_____

ANTI-SQUAT SHIMS:
LR:_____ RR:_____

HUB SPACING:
SHADE IN 4 SPACERS
F❑❑❑❑❑❑❑R

CAMBER:_____
TOE-IN: _____

WHEEL SPACERS:
_____

-SHADE IN MOUNTING LOCATIONS ON SUSPENSION ARMS, BEARING CARRIER AND SHOCK TOWER.

TIRES & TRACTION

TIRE TYPE: ❑FOAM ❑STREET RUBBER ❑LOOSE DIRT

	COMPOUND	DIAMETER	INSERT
RF:	_____	_____	_____
LF:	_____	_____	_____
RR:	_____	_____	_____
LR:	_____	_____	_____

TRACTION ADDITIVE:_____
_____
_____
_____

-SHADE IN AREAS OF TRACTION ADDITIVE AND DRAW IN TIRE GROOVES

LF RF

LR RR

SHOCKS



LEFT FRONT SHOCK

BODY LENGTH
❑SHORT ❑MED ❑LONG
SHAFT LENGTH
❑SHORT ❑MED ❑LONG
SPRING:_____
OIL:_____ PISTON:_____
BLADDER:_____
LENGTH:_____
COLLAR:_____

RIGHT FRONT SHOCK

BODY LENGTH
❑SHORT ❑MED ❑LONG
SHAFT LENGTH
❑SHORT ❑MED ❑LONG
SPRING:_____
OIL:_____ PISTON:_____
BLADDER:_____
LENGTH:_____
COLLAR:_____

LEFT REAR SHOCK

BODY LENGTH
❑SHORT ❑MED ❑LONG
SHAFT LENGTH
❑SHORT ❑MED ❑LONG
SPRING:_____
OIL:_____ PISTON:_____
BLADDER:_____
LENGTH:_____
COLLAR:_____

RIGHT REAR SHOCK

BODY LENGTH
❑SHORT ❑MED ❑LONG
SHAFT LENGTH
❑SHORT ❑MED ❑LONG
SPRING:_____
OIL:_____ PISTON:_____
BLADDER:_____
LENGTH:_____
COLLAR:_____

WEIGHT & CHASSIS HEIGHTS

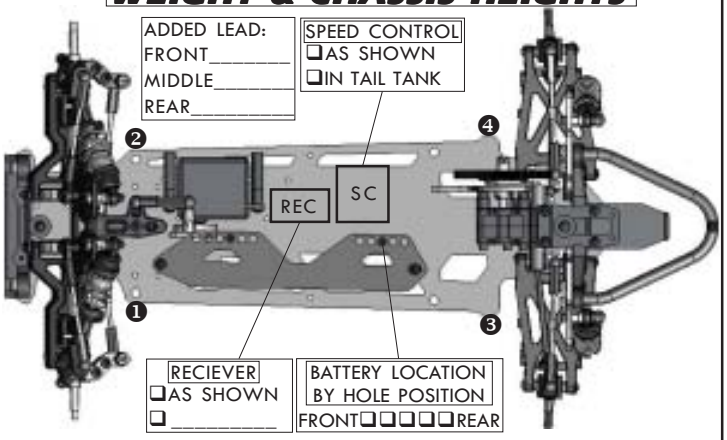

CORNER WEIGHTS:
LF:_____ RF:_____
LR:_____ RR:_____

OVERALL WEIGHT: _____

CHASSIS HEIGHTS BY LOCATION:
❶_____ ❷_____
❸_____ ❹_____

MEASURED FROM:
❑TOP OF CHASSIS
❑BOTTOM OF CHASSIS

WING

MAIN WING SIZE: ❑6X6 ❑7X7
FRONT WING SIZE:_____
SPOILER LENGTH:_____
WING LOCATION:_____

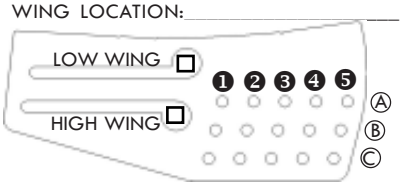

HOOD TYPE:_____

MISC...

MOTOR: _____
PINION:_____ SPUR:_____
SPEED CONTROL:_____
PUNCH SETTING:_____
INTIAL BRAKE:_____
AUTO BRAKE:_____
_____
_____
_____
_____
_____

_____
_____
_____
_____
_____
_____
_____
_____
_____
_____