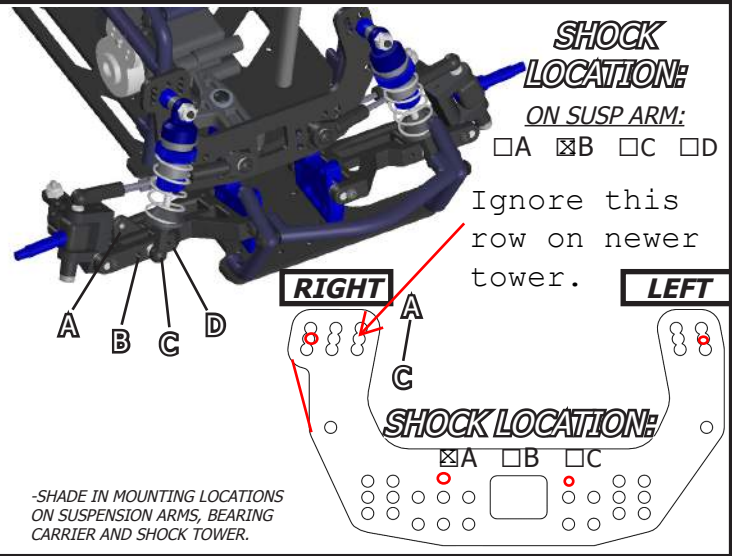




DRIVER: Justin Haynes  
 EVENT: February Freeze  
 CLASS: 17.5 Spec Sprint  
 TRACK: Bumps & Jumps

Clay  Hard Packed  Loose Dirt  
 Carpet  Asphalt  Concrete  
 Flat  Banked  True Oval  Tri-Oval  
 Traction:  High  Medium  Low

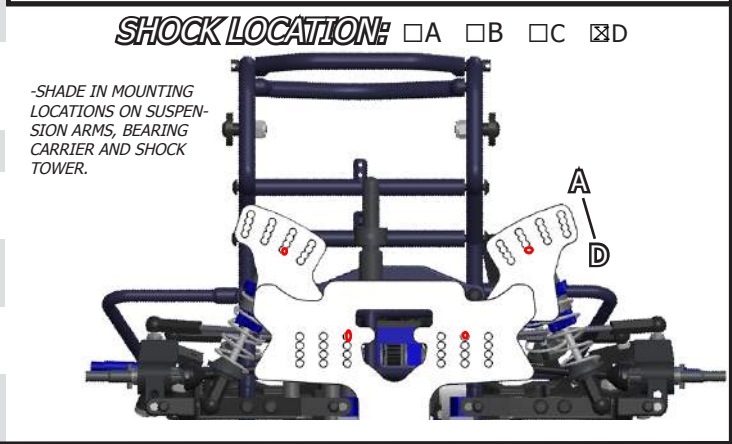
<b>LEFT</b>	<b>FRONT SUSPENSION</b>	<b>RIGHT</b>
	<b>CAMBER</b>	-1
	<b>CASTOR</b>	
<input type="checkbox"/> +10° <input type="checkbox"/> +5° <input checked="" type="checkbox"/> 0° <input type="checkbox"/> -5° <input type="checkbox"/> -10°		<input type="checkbox"/> +10° <input checked="" type="checkbox"/> +5° <input type="checkbox"/> 0° <input type="checkbox"/> -5° <input type="checkbox"/> -10°
	<b>ACKERMANN</b>	
<input checked="" type="checkbox"/> OUTER <input type="checkbox"/> MIDDLE <input type="checkbox"/> INNER		<input type="checkbox"/> INNER <input checked="" type="checkbox"/> MIDDLE <input type="checkbox"/> OUTER
.125	<b>AXLE SHIMS</b>	.125
	<b>OUTER CAMBER LINK LOCATION</b>	
<input checked="" type="checkbox"/> OUTER <input type="checkbox"/> INNER		<input type="checkbox"/> INNER <input checked="" type="checkbox"/> OUTER
<input checked="" type="checkbox"/> 0° <input type="checkbox"/> ANGLED	<b>KINGPIN INCLINE</b>	<input type="checkbox"/> ANGLED <input checked="" type="checkbox"/> 0°
.15	<b>CAMBER RATE SHIMS</b>	.15
	<b>SUSPENSION LOCATION</b>	
<input type="checkbox"/> OUTER <input checked="" type="checkbox"/> MIDDLE <input type="checkbox"/> INNER		<input checked="" type="checkbox"/> INNER <input type="checkbox"/> MIDDLE <input type="checkbox"/> OUTER
<b>KICK-UP:</b> <input checked="" type="checkbox"/> 15° LO <input type="checkbox"/> 15° HIGH <input type="checkbox"/> 20° LO <input type="checkbox"/> 20° HIGH <input type="checkbox"/> 25° <input type="checkbox"/> 35°		
<b>TOE:</b> 0	<b>SWAY BAR:</b> <input checked="" type="checkbox"/> NONE <input type="checkbox"/>	



<b>TIRES &amp; TRACTION</b>		
TIRE TYPE: <input checked="" type="checkbox"/> FOAM <input type="checkbox"/> STREET RUBBER <input type="checkbox"/> LOOSE		
<b>COMPOUND</b>	<b>DIAMETER</b>	<b>INSERT</b>
RF: BSR Spec	2.76	
LF:	2.77	
RR:	2.78	
LR:	2.77	
CLEANED WITH: <u>Simple Green</u>		
TRACTION ADDITIVE: <u>Magic It</u>		
NOTES: <u>Soften tires &amp; bag after grooving</u>		
Fronts - 5 radial grooves		
Rears - 6 radial grooves		
Rear crossgroove 1/4" spacing		

<b>SHOCKS</b>			
COLLAR LENGTH		SHOCK LENGTH	
<b>LEFT FRONT</b>		<b>RIGHT FRONT</b>	
<b>BODY LENGTH</b>		<b>BODY LENGTH</b>	
<input checked="" type="checkbox"/> SHORT <input type="checkbox"/> MED <input type="checkbox"/> LONG		<input checked="" type="checkbox"/> SHORT <input type="checkbox"/> MED <input type="checkbox"/> LONG	
<b>SHAFT LENGTH</b>		<b>SHAFT LENGTH</b>	
<input checked="" type="checkbox"/> SHORT <input type="checkbox"/> MED <input type="checkbox"/> LONG		<input checked="" type="checkbox"/> SHORT <input type="checkbox"/> MED <input type="checkbox"/> LONG	
SPRING: 7		SPRING: 7	
OIL: 40		OIL: 40	
PISTON: L		PISTON: L	
LENGTH: 2.53		LENGTH: 2.53	
COLLAR: .12		COLLAR: .15	
<b>LEFT REAR</b>		<b>RIGHT REAR</b>	
<b>BODY LENGTH</b>		<b>BODY LENGTH</b>	
<input checked="" type="checkbox"/> SHORT <input type="checkbox"/> MED <input type="checkbox"/> LONG		<input checked="" type="checkbox"/> SHORT <input type="checkbox"/> MED <input type="checkbox"/> LONG	
<b>SHAFT LENGTH</b>		<b>SHAFT LENGTH</b>	
<input checked="" type="checkbox"/> SHORT <input type="checkbox"/> MED <input type="checkbox"/> LONG		<input checked="" type="checkbox"/> SHORT <input type="checkbox"/> MED <input type="checkbox"/> LONG	
SPRING: 8		SPRING: 8	
OIL: 40		OIL: 40	
PISTON: L		PISTON: L	
LENGTH: 2.64		LENGTH: 2.64	
COLLAR: .200		COLLAR: .153	

<b>LEFT</b>	<b>REAR SUSPENSION</b>	<b>RIGHT</b>
+1	<b>CAMBER</b>	-1
4 in	<b>TOE</b>	0
	<b>WHEEL SPACERS</b>	
<input type="checkbox"/> .250" <input checked="" type="checkbox"/> .125" <input type="checkbox"/> NONE		<input type="checkbox"/> NONE <input checked="" type="checkbox"/> .125" <input type="checkbox"/> .250"
	<b>BEARING CARRIER SPACING</b>	
RIGHT: <input type="checkbox"/> FWD <input type="checkbox"/> 1-OFF FWD <input checked="" type="checkbox"/> MIDDLE <input type="checkbox"/> 1-OFF REAR <input type="checkbox"/> REAR		
LEFT: <input type="checkbox"/> FWD <input type="checkbox"/> 1-OFF FWD <input checked="" type="checkbox"/> MIDDLE <input type="checkbox"/> 1-OFF REAR <input type="checkbox"/> REAR		
<input type="checkbox"/> LONG <input checked="" type="checkbox"/> SHORT	<b>INNER SUSP MOUNT</b>	<input checked="" type="checkbox"/> SHORT <input type="checkbox"/> LONG
	<b>ANTI-SQUAT SHIMS</b>	
<input type="checkbox"/> 3° <input type="checkbox"/> 1.5° <input checked="" type="checkbox"/> NONE		<input checked="" type="checkbox"/> NONE <input type="checkbox"/> 1.5° <input type="checkbox"/> 3°
	<b>ROLL CENTER SHIMS</b>	
<input type="checkbox"/> .125" <input type="checkbox"/> .060" <input checked="" type="checkbox"/> NONE		<input checked="" type="checkbox"/> NONE <input type="checkbox"/> .060" <input type="checkbox"/> .125"
	<b>OUTER CAMBER LINK LOCATION</b>	
<input checked="" type="checkbox"/> OUTER <input type="checkbox"/> INNER		<input type="checkbox"/> INNER <input checked="" type="checkbox"/> OUTER
	<b>BEARING CARRIER PIN HEIGHT</b>	
<input checked="" type="checkbox"/> HIGH R.C. <input type="checkbox"/> LOW R.C. (NEAR AXLE) <input type="checkbox"/> LOW R.C. <input checked="" type="checkbox"/> HIGH R.C.		





**RECEIVER**  
 AS SHOWN

**SPEED CONTROL**  
 AS SHOWN

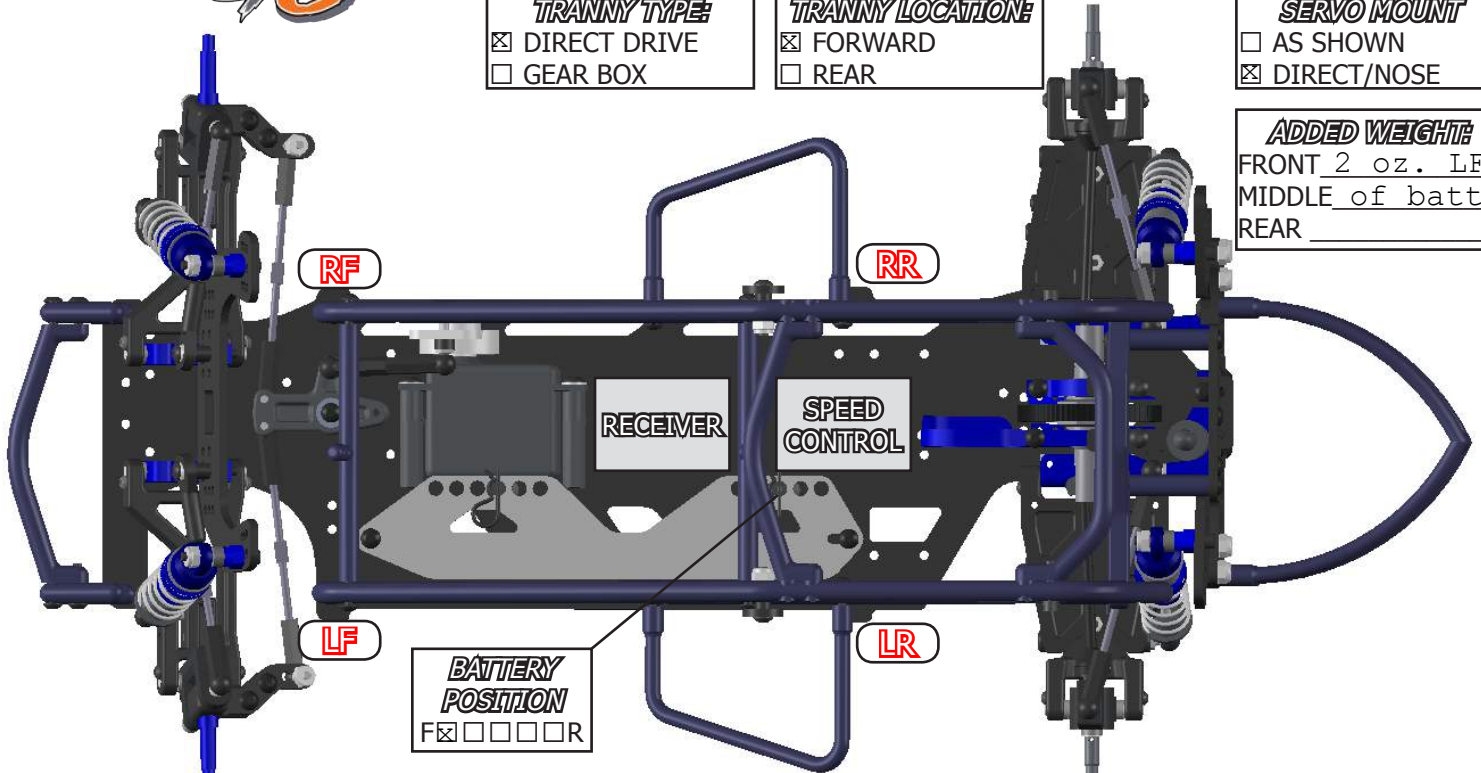
**BATTERY MOUNT**  
 AS SHOWN  
 LAID DOWN

**TRANNY TYPE:**  
 DIRECT DRIVE  
 GEAR BOX

**TRANNY LOCATION:**  
 FORWARD  
 REAR

**SERVO MOUNT**  
 AS SHOWN  
 DIRECT/NOSE

**ADDED WEIGHT:**  
 FRONT 2 oz. LF  
 MIDDLE of batt.  
 REAR \_\_\_\_\_



-MEASURED "RACE READY" WITHOUT THE TOP WING

RIDE HEIGHTS BY LOCATION:		CORNER WEIGHTS:		MAX CHASSIS HEIGHT:	
LF: 8mm	RF: 9mm	LF: 13.4	RF: 9.8	LF: 11mm	RF: 11mm
LR: 8mm	RR: 8.5mm	LR: 17.7	RR: 14.3	LR: 12mm	RR: 13mm
<b>MEASURED FROM:</b> <input type="checkbox"/> TOP OF CHASSIS <input checked="" type="checkbox"/> BOTTOM OF CHASSIS		OVERALL: 55.3 oz.		<b>MEASURED FROM:</b> <input type="checkbox"/> TOP OF CHASSIS <input checked="" type="checkbox"/> BOTTOM OF CHASSIS	

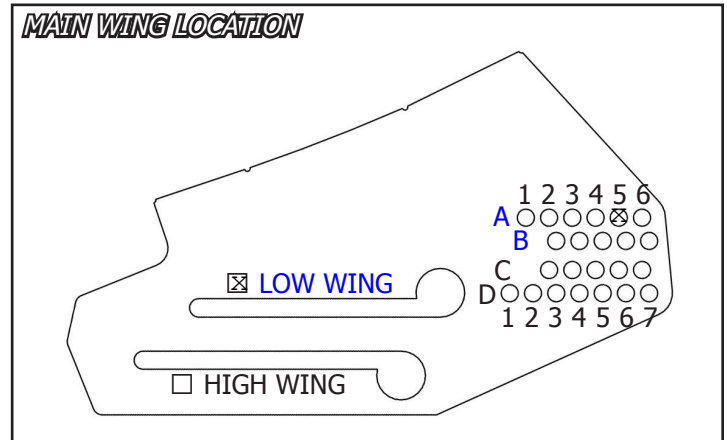
**POWER SETTINGS**  
 MOTOR: 17.5 Novak Spec  
 AMP DRAW: \_\_\_\_\_  
 TIMING: \_\_\_\_\_  
 PINION: \_\_\_\_\_  
 SPUR: \_\_\_\_\_  
 SPEED CONTROL: \_\_\_\_\_  
 "BLINKY"  OPEN  
 SETTINGS: \_\_\_\_\_  
 BATTERY: RC King 5200  
 MOTOR TEMP AFTER RUN: \_\_\_\_\_

**AERO**

**MAIN WING**  
 6X6  
 7X7

**FRONT WING**  
 NONE  SMALL  
 LARGE

**HOOD TYPE**  
 TRADITIONAL  
 SCOOP (HIGH DF)  
 CDK Scoop



**NOTES:** X-ray servo saver  
 LF castor block shimmed forward RF castor block shimmed back  
 Extended spring buckets on front shocks (old style Associated.)  
 2nd place A-main and "Quick Lap" in main.