OUTLAW 5-1 SPRINT CAR

Driver:_____ Class:_____ ❑Flat ❑Banked Run Line:_____

Track:_____ Driving Style: Smooth ❑ Surface: Smooth ❑❑❑❑❑ Bumpy

Event:_____ Aggressive ❑ Traction: High ❑❑❑❑❑❑❑ Low

Tires

	Brand/Name	Compound	Insert
RF			
LF			
RR			
LR			

Cleaned With:

Traction Additive:

Notes:

Shocks - ❑Small Bore ❑12mm Big Bore ❑Bladder ❑Emulsion

	Body Length	Shaft Length	Spring	Oil	Piston	Shock Length	Collar	Spring Cup
RF	S M L	S M L						Std. ___
LF	S M L	S M L						Std. ___
RR	S M L	S M L						Std. ___
LR	S M L	S M L						Std. ___

Measure the length of the exposed shaft with the shock fully extended.
Go to lighter oil or larger piston if tires are skidding over bumps in track.
Go to heavier oil or smaller piston if tires or car is bouncing.

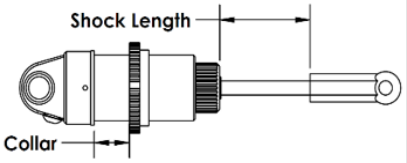

Ride Height

LF		RF	
LR		RR	

Offset

Front	❑Low ❑Med ❑High
Rear	❑Med ❑High

Corner Weights

LF		RF	
LR		RR	

Rear %	
Left %	
Wedge %	

Notes:_____ Total Weight:_____ ❑Measured without wing

Front Suspension

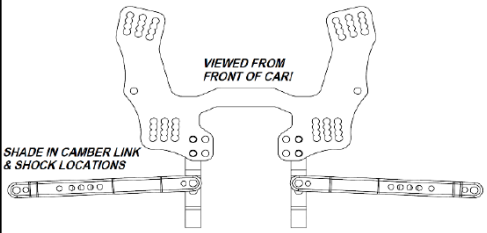

Kick-Up	❑15° ❑30° ❑20° ❑35° ❑25° ❑__°
Toe	❑ In ___° ❑ Out ___°
Sway Bar	❑ None ❑ _____
Servo Position	❑ Front ❑ Bellcranks

Right		Left		Right		Left
____° ❑0 ❑-5 ❑+5 ❑-10 ❑+10	Camber	____° ❑0 ❑-5 ❑+5 ❑-10 ❑+10	Hex Width	___mm		___mm
❑ Inline ❑ Trailing ❑ Inclined	Caster	❑ Inline ❑ Trailing ❑ Inclined	Outer Link Location	❑ Inner ❑ Kingpin		❑ Inner ❑ Kingpin
❑ Forward ❑ Middle ❑ Back	Spindle	❑ Forward ❑ Middle ❑ Back	Outer Ball Stud Washers	❑ None ❑ ___mm		❑ None ❑ ___mm
Inner __mm Outer __mm	Spindle Ball Stud	Inner __mm Outer __mm	Caster Block Spacing	❑ Forward ❑ Middle ❑ Back		❑ Forward ❑ Middle ❑ Back
❑ Inside ❑ Middle ❑ Outside	Bump Steer Washers	❑ Inside ❑ Middle ❑ Outside	Inner Hinge Pin Height	❑ High ❑ Low		❑ High ❑ Low
	Bellcrank Ball Stud		Kick-Up Material	❑ Aluminum ❑ Brass		❑ Aluminum ❑ Brass

Rear Suspension

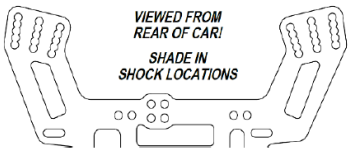

Gear Diff Oil-_____

Outdrives / Differential	❑ Steel ❑ Alum ❑ Gear	
Slipper	❑ Yes ❑ No	

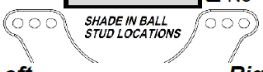

Left		Right		Left		Right
____° ❑0 ❑1 ❑3 ❑2 ❑4	Camber	____° ❑0 ❑1 ❑3 ❑2 ❑4		Inner ___ Outer ___	Ball Stud Washers	Inner ___ Outer ___
❑ None ❑ __mm	Spacers Behind Hub	❑ None ❑ __mm		❑ Inner ❑ Outer	Outer Link Location	❑ Inner ❑ Outer
❑ V1 ❑ V2 ❑ __° ❑ Brass	Suspension Mount Shims	❑ V1 ❑ V2 ❑ __° ❑ Brass		❑ None ❑ __mm	Anti-Squat Shims	❑ None ❑ __mm
❑ Brass ❑ Delrin ❑ Plastic	Suspension Mount	❑ Brass ❑ Delrin ❑ Plastic		❑ Inner ❑ Outer	Lower Shock Position	❑ Inner ❑ Outer
❑ High ❑ Middle ❑ Low	Rear Hub	❑ High ❑ Middle ❑ Low		❑ Forward ❑ Back	Suspension Mount	❑ Forward ❑ Back
❑ Forward ❑ Middle ❑ Back	Outer Hinge Pin Height	❑ Forward ❑ Middle ❑ Back		❑ Forward ❑ Back	Transmission Position & Type	❑ Stand-Up ❑ Laydown
	Rear Arm Spacing			___mm	Hex Width	___mm
				❑In ❑Out ___°	Arm Toe	❑In ❑Out ___°

Top Wing:

❑ 7x7 Flat ❑ 7x7 Vortex

Wicker Bill: ❑ Yes ❑ None

Front Wing:

❑ Flat ❑ Vortex ❑ None

❑ Small ❑ Large

Top Wing Location:

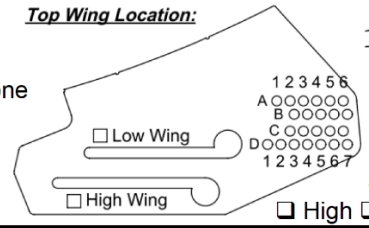

Wing Bolt Location

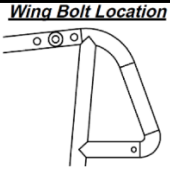

Front Button: ❑ High ❑ Middle ❑ Low

Electronics

Motor:_____ Speed Control:_____

Amp Draw:_____ Timing/Boost:_____

Timing:_____ Drag Brake:_____

Pinion:_____ Battery:_____

Spur:_____ Battery Position: F❑❑❑❑❑R

Notes: