OUTLAW 5-1 SPRINT CAR

Driver: Nick Henderson | Class: Mod Sprint | ■Flat ❑Banked | Run Line: ____

Track: Kempton Speedway | Driving Style: Smooth ❑ | Surface: Smooth ❑❑■❑❑ Bumpy

Event: ____ | Aggressive ❑ | Traction: High ❑❑❑■❑❑❑ Low

Tires

	Brand/Name	Compound	Insert
RF	Jconcepts Sprinters	Blue	
LF	Jconcepts Sprinters	Blue	
RR	Jconcepts Sprinters	Blue	
LR	Jconcepts Sprinters	Blue	

Cleaned With: Water

Traction Additive: Sxt Baja

Notes: V-cut

Shocks - ■Small Bore ❑12mm Big Bore ■Bladder ❑Emulsion

	Body Length	Shaft Length	Spring	Oil	Piston	Shock Length	Collar	Spring Cup
RF	S M [L]	S M [L]	Yellow	40	3 hole 1.25	21	7.6	Std. Y
LF	S M [L]	S M [L]	Yellow	40	3 hole 1.25	21	6.7	Std. Y
RR	S M [L]	S M [L]	Red	40	3 hole 1.25	21	8.4	Std. Y
LR	S M [L]	S M [L]	Red	40	3 hole 1.25	21	6.2	Std. Y

Measure the length of the exposed shaft with the shock fully extended.
Go to lighter oil or larger piston if tires are skidding over bumps in track.
Go to heavier oil or smaller piston if tires or car is bouncing.

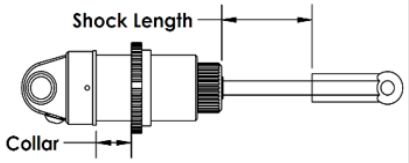

Ride Height

LF	16	RF	16
LR	18	RR	18

Offset

Front	❑Low ■Med ❑High
Rear	■Med ❑High

Corner Weights

LF		RF	
LR		RR	

Rear %	
Left %	
Wedge %	

Notes: ____ Total Weight: ____ ❑Measured without wing

Front Suspension

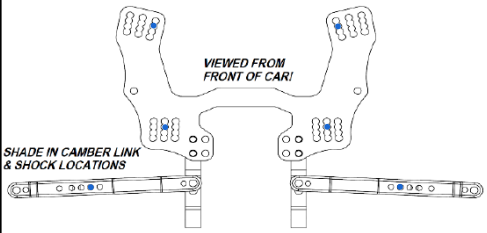

	Right		Left		Right		Left
Camber	0 °		0 °		Standard mm	Hex Width	Standard mm
Caster	❑0 ■-5 ❑+5 ❑-10 ❑+10		■0 ❑-5 ❑+5 ❑-10 ❑+10		❑ Inner ■ Kingpin	Outer Link Location	❑ Inner ■ Kingpin
Spindle	■ Inline ❑ Trailing ❑ Inclined		■ Inline ❑ Trailing ❑ Inclined		■ None ❑ ___mm	Outer Ball Stud Washers	■ None ❑ ___mm
Spindle Ball Stud	❑ Forward ■ Middle ❑ Back		❑ Forward ■ Middle ❑ Back		❑ Forward ■ Middle ❑ Back	Caster Block Spacing	❑ Forward ■ Middle ❑ Back
Bump Steer Washers	Inner 0 mm Outer 3 mm		Inner 0 mm Outer 3 mm		■ High ❑ Low	Inner Hinge Pin Height	■ High ❑ Low
Bellcrank Ball Stud	❑ Inside ❑ Middle ■ Outside		❑ Inside ❑ Middle ■ Outside		■ Aluminum ❑ Brass	Kick-Up Material	■ Aluminum ❑ Brass

Kick-Up	❑15° ■30° ❑20° ❑35° ❑25° ❑__°
Toe	❑ In ___° ❑ Out ___°
Sway Bar	❑ None ❑ _____
Servo Position	❑ Front ■ Bellcranks

Rear Suspension

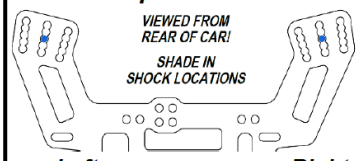

Gear Diff Oil- ____

	Left		Right
Camber	0 °		0 °
Spacers Behind Hub	❑0 ❑1 ❑3 ■2 ❑4		❑0 ❑1 ❑3 ■2 ❑4
Suspension Mount Shims	■ None ❑ __mm		■ None ❑ __mm
Suspension Mount	❑ V1 ■ V2 ❑ __° ❑ Brass		❑ V1 ■ V2 ❑ __° ❑ Brass
Rear Hub	❑ Brass ■ Delrin ❑ Plastic		❑ Brass ■ Delrin ❑ Plastic
Outer Hinge Pin Height	❑ High ■ Middle ❑ Low		❑ High ■ Middle ❑ Low
Rear Arm Spacing	❑ Forward ■ Middle ❑ Back		❑ Forward ■ Middle ❑ Back

	Left		Right
Ball Stud Washers	Inner 2 Outer 0		Inner 2 Outer 2
Outer Link Location	■ Inner ❑ Outer		■ Inner ❑ Outer
Anti-Squat Shims	■ None ❑ __mm		■ None ❑ __mm
Lower Shock Position	■ Inner ❑ Outer		■ Inner ❑ Outer
Suspension Mount	❑ Forward ■ Back		❑ Forward ■ Back
Transmission Position & Type	■ Forward ❑ Back		■ Stand-Up ❑ Laydown
Hex Width	6 mm		6 mm
Arm Toe	■ In ❑ Out 11 °		❑ In ■ Out 5 °

Outdrives / Differential	■ Steel ❑ Alum ❑ Gear
Slipper	■ Yes ❑ No

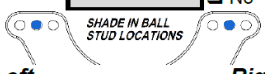

Top Wing:

❑ 7x7 Flat ■ 7x7 Vortex

Wicker Bill: ❑ Yes ❑ None

Front Wing:

❑ Flat ■ Vortex ❑ None

❑ Small ■ Large

Top Wing Location:

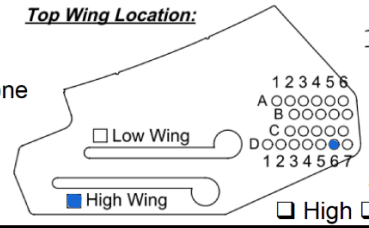

Wing Bolt Location

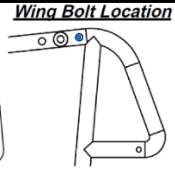

Front Button: ❑ High ❑ Middle ❑ Low

Electronics

Motor: Whitz 7.0 | Speed Control: HobbyWing

Amp Draw: ____ | Timing/Boost: 5

Timing: 30 | Drag Brake: 5

Pinion: 26 | Battery: Exalt 5700

Spur: 81 | Battery Position: F❑■❑❑❑R

Notes: Setup handles very well and can be ran on many different tracks. I mess with toe, wing, and hubs depending on grip levels.